

original

by tirta

General metrics

47,769

characters

7,122

words

604

sentences

28 min 29 secreading
time**54 min 47 sec**speaking
time

Score

**87**

Writing Issues

239

Issues left

31

Critical

208Advanced

This text scores better than 87%
of all texts checked by Grammarly


Writing Issues

31


Correctness

1


Improper formatting

**8**


Misspelled words

**8**


Determiner use (a/an/the/this, etc.)

**3**


Incorrect verb forms

**3**


Wrong or missing prepositions






**2**

Incorrect noun number

**1**

Misuse of semicolons, quotation marks, etc.



2	Punctuation in compound/complex sentences	
1	Confused words	
1	Faulty subject-verb agreement	
1	Misuse of modifiers	
20	Clarity	
20	Wordy sentences	

Unique Words

16%

Measures vocabulary diversity by calculating the percentage of words used only once in your document

unique words

Rare Words

35%

Measures depth of vocabulary by identifying words that are not among the 5,000 most common English words.

rare words

Word Length

4.8

Measures average word length

characters per word

Sentence Length

11.8

Measures average sentence length

words per sentence

original

Jurnal Manajemen Industri dan Logistik Vol. xx No. xx Month, Year, x-xx

Jurnal Manajemen Industri dan Logistik Vol. xx No. xx Month, Year, x-xx

Syahputri and Gupta

<http://dx.doi.org/10.30998/jmil.vxix.xxxx>

2

Syahputri and Gupta

<http://dx.doi.org/10.30998/jmil.vxix.xxxx>

3

Syahputri and Gupta

<http://dx.doi.org/10.30988/jmil.vxix.xxxx>

1

Jurnal Manajemen Industri dan Logistik (JMIL) Vol. xx No. xx Month, Year, x-xx

Available online at: <http://jurnal.poltekapp.ac.id/>

Jurnal Manajemen Industri dan Logistik

| ISSN (Print) 2622-528X | ISSN (Online) 2598-5795 |

article category¹ : International Trade

Analysis of the Effect of Indonesia-Japan
Economic Partnership Agreement (IJEPA)
on the Trade in Service Sector in Indonesia

Evanti Andriani Syahputri 1), I Made Krisna Yudhana Wisnu Gupta 2)
1), 2) Program Pascasarjana Ilmu Ekonomi, Universitas Indonesia

Article Information

ABSTRACT

Article history:

Received:

Revised:

Accepted:

Keywords:

Economic Partnership Agreement

International Trade

Services Sector

The Economic Partnership Agreement (EPA) is a trade agreement that aims to facilitate market access and considers aspects of economic cooperation and development initiatives between the two countries. The trade agreement between Indonesia and Japan is Indonesia's first bilateral trade agreement covering trade in goods, services, and investment, and entered into force in 2008. The development of the service sector is an important factor in supporting economic growth. This study uses panel data regression with the estimation method used by the gravity model with Difference in Difference (DiD) to see the impact of the IJEPA. The study results show that the interest variable is not significant to the dependent variable, illustrating that the existence of the IJEPA agreement is statistically unable to explain the relationship that occurs with the value of exports and imports of the Indonesian service sector. Implementing IJEPA in Indonesia still does not have an impact and has not provided benefits, especially for service trade.

This is an open access² article under the CC–BY license.

Corresponding Author:

Evanti Andriani Syahputri

Program Pascasarjana Ilmu Ekonomi, Universitas Indonesia

Email: evanti.andrianis@gmail.com

© 2023 Some rights reserved

INTRODUCTION

Economic liberalization has been carried out by many countries in the current era of globalization. Starting from the establishment of the World Trade Organization (WTO) as a multilateral trade forum to regional and bilateral trade forums. The influence of liberalization is felt by both developed and developing countries. Currently, Indonesia has built several negotiation diplomacy strategies by implementing its trade policies through free trade agreement commitments, both bilaterally and through regional and multilateral agreements. In the multilateral forum at the World Trade Organization (WTO), discussion³ on trade in services has⁴ started since⁵ 1994 and resulted in an agreement document called the General Agreement on Trade in Services (GATS). Each member country of the WTO provides liberalization for several service sectors that are committed.

The bilateral agreement between Indonesia and Japan in the IJEPa agreement scheme is the first bilateral trade agreement agreed by⁶ Indonesia. This deal positions Indonesia as an equal participant in the Japanese market, particularly among nations that have already established trade agreements or cooperative arrangements with Japan. According to Hikari (2015), the trade agreement has the potential to provide economic advantages through

facilitating unrestricted access to goods and services, as well as by enhancing investment value [1]. Trade has a significant role in facilitating economic growth for a country, as indicated by its participation in international trade through export and import activities [2]. The IJEPA agreement was officially ratified by the chiefs of state of Indonesia and Japan on August 20, 2007. Subsequently, the agreement came into force on July 1, 2008. One of the primary provisions within the IJEPA Agreement covers several kinds of issues, including a specific commitment related to Trade in Services.

The study of the growth of the service sector is an interesting issue of research that deserves further research, particularly with respect to⁷ the implementation of agreements. According to the research conducted by Corning (2016), Briggs & Sheehan (2019), and Roy (2019), it has been observed that the present valuation of trade in services accounts for approximately 20 percent of the overall global commerce [3]–[5]. Furthermore, it has been noted that a significant proportion, exceeding 50 percent, of the global labor force is engaged in the services sector. In the framework of economic developments⁸ in Indonesia, the services sector is widely recognized as an increasingly significant component. The services sector constituted 53 percent of Indonesia's overall Gross Domestic Product (GDP) in 2021. Its value has a much higher magnitude in comparison to other business sectors that contribute to the Gross Domestic Product (GDP), as illustrated in Figure 1.

According to the Organization of Economic Co-operation and Development (2023), Japan emerged as one of the top five export destinations for Indonesia in terms of the value of its service sector exports to partner countries during the period 2014 to 2019 [6]. In relation to⁹ the value of service sector imports in

Indonesia, it is relevant that Japan is among the top five countries in terms of importing services to Indonesia, as illustrated in Figure 2. Between the five countries, Japan stands as a significant services trade partner for Indonesia, with a services trade agreement established under the bilateral framework of the Indonesia-Japan Economic Partnership Agreement (IJEPA). This agreement was implemented in 2008. The IJEPA agreement is structured on three fundamental pillars that form the foundation for the implementation of economic cooperation between the two countries. These pillars are:¹⁰ (i) Trade Liberalization; (ii) Trade Facilitation; and (iii) Capacity Building refers to the process through which the Japanese Government facilitates the transfer of technology and knowledge [7]. Furthermore, Japan is perceived as displaying assertiveness in its pursuit of a free trade agreement (FTA) with two primary aims: safeguarding a stable provision of resources for its economy and countering the geopolitical influence of China [8].

Figure 1. Contribution of Services¹¹ Sector to Gross Domestic Product in 2021

Source: Statistics Indonesia, 2023

Figure 2. Indonesia's Top 5 Services Export-Import Countries in 2019 (Million USD)

Source: OECD Statistics (2023)

The significance of the service industry on a worldwide scale is apparent due to its heightened contribution to output, labor, and trade value. According to Chishti & Mehmood (2020), the service industry contributes to 68 percent of

the global output and employs 39 percent of the global labor force [9]. Additionally, commerce in the services sector constitutes 20 percent of the whole global trade. The service sector is widely acknowledged as a catalyst for growth in several industries,¹² since it has the potential to enhance the value-added component of final products originating from other sectors. According to Findlay & Pangestu (2016), there are three primary factors that contribute¹³ to productivity growth in the service sector [10]. These factors include the regulations that are relevant to services, the quality of the national infrastructure, and the availability of human resources.

Ningsih et al. (2018) conducted an assessment of the utilization of the Indonesia-Japan Economic Partnership Agreement (IJEPA) in relation to¹⁴ the bilateral agreement [11]. This study reveals a decline in the usage of the Indonesia-Japan Economic Partnership Agreement (IJEPA) for exports during the period of 2012-2016. Based on the findings of the study, it can be asserted that the structure of Preferential Trade Agreements (PTAs) exerts a more favorable influence on the augmentation of Indonesian exports to partner countries compared to comprehensive trade agreements. In a further study conducted by Gocklas & Sulasmiyati (2017), an examination was undertaken to assess the effects of the Indonesia-Japan Economic Partnership Agreement (IJEPA) on the trade value between the two countries [12]. Based on the Event Study approach, the analysis of 101 data samples pertaining to¹⁵ exports and imports of both countries reveals a statistically significant impact of the implementation of the Indonesia-Japan Economic Partnership Agreement (IJEPA) on Indonesia's exports and imports with Japan.

Research on the analysis of the development of the services sector is a compelling area of study that warrants further study, particularly in relation to¹⁶ the implementation of a bilateral agreement between Indonesia and Japan. Several studies have been conducted to examine the bilateral trade partnership between Indonesia and Japan, with a particular focus on assessing the effects of this cooperation on the development of the goods sector. However, there has been limited research regarding the effects on the services sector.

RESEARCH METHOD

In order to¹⁷ analyze the development of the service sector under the IJEPA trade agreement in services, this study utilizes time series data spanning from 2005 to 2021. Additionally, cross-sectional data is included, specifically focusing on 12 service sectors categorized according to the 2010 EBOPS classification (BPM6). The dependent variable used in this study refers to the export value and import value of Indonesia's services sector in relation to¹⁸ its partner countries. The independent variables in this study included the GDP value, the Services Trade Restrictiveness Index (STRI), the Schedule of Commitment (SoC) Index, the distance between Indonesia and the partner countries (distance), the IJEPA dummy, and the JAPAN dummy.

The concept of trade in services, as defined by the General Agreement on Trade in Services (GATS), is discussed by the World Trade Organization (1991) [13]. Trade in services can be described as the supply of services traded through four modes of supply:

From the territory of one Member into the territory of any other Member (Mode 1);

In the territory of one Member to the service consumer of any other Member (Mode 2);

By a service supplier of one Member, through commercial presence in the territory of any other Member (Mode 3);

By a service supplier of one Member, through presence¹⁹ of natural persons of a Member in the territory of any other Member (Mode 4).

The Services Trade Restrictiveness Index (STRI), developed by the OECD and World Bank, is utilized to calculate the services sector barriers index. The STRI is an indicator with values ranging from 0 to 1. A sector with an index score of zero indicates full openness to international service providers within the country, whereas an index score of one indicates the sector is closed to foreign service providers within the country. The determination of the commitment index, which signifies the extent of liberalization in bilateral agreements related to the services sector, will be derived from the studies of Hikari (2015) and Ishido (2011) [1], [14]. These researchers used the Hoekman Index as a measure to assess the level of openness within the services sector. The Hoekman Index is derived from the provisions related to the service sector in the International Japan-Indonesia Economic Partnership Agreement (IJEPA). These provisions include four modes of service trade (mode 1 to mode 4) and two aspects of liberalization, which are market access (MA) and national treatment (NT).

Table 1. Description of Research Variables

Variables

Description

Ekspoript

Indonesia's Export Value for sector service i partner country p in period t

Impoript²⁰

Indonesia's Export Value for sector service i partner country p in period t

GDP_IDNt

Indonesia's GDP in period t

GDPpt

GDP partner country p in period t

STRlipt

Services Trade Restrictiveness Index for service sector i partner country p in period t

STRI_IDNIt

Indonesia's Services Trade Restrictiveness Index for service sector i in period t

Distp

Distance between Indonesia and partner country p

SoCipt

Commitments Index of service sector i partner country p in period t

SoC_IDNIt

Indonesian Commitment Index for service sector i in period t

IJEPA_t

Dummy variable of IJEPA implementation in period t (value 0 for 2005-2007 and value 1 for 2008-2021)

JAPAN_p

Partner country dummy variable (value 0 for countries other than Japan and value 1 for Japan)

EPAPT²¹

Interaction variable between time (IJEPA) and partner group (JAPAN), which is the variable of interest

 ε_{ipt} ²²

error term

i

cross section²³ 12 service sectors based on BaTIS²⁴ category

p.s

Indonesian partner country

t

time series 2005 to 2021

The initial research model was derived from the study conducted by Kimura and Lee (2006) on the application of the Gravity Equation in analyzing international trade in services [15]. This model has been modified to use additional variables, specifically STRI and STRI_IDN, which represent service sector barrier variables. Additionally, the SoC_IDN variables have been included to capture bilateral trade commitments in the service sector. Furthermore, the model uses dummy variables such as IJEPA, JAPAN, and EPA, which are used to describe the implementation of bilateral agreements between Indonesia and Japan. Thus, the formulated model equation is as follows:

$$\text{LnEkspoript} = \beta_0 + \beta_1 \text{LnGDP_IDNt} + \beta_2 \text{LnGDPpt} + \beta_3 \text{STRIt} + \beta_4 \text{LnDistp} + \beta_5 \text{SoCipt} + \beta_6 \text{IJEPA} + \beta_7 \text{JAPANp} + \beta_8 \text{EPAt} + \epsilon_{ipt}$$

$$\text{LnImpoript} = \alpha_0 + \alpha_1 \text{LnGDP_IDNt} + \alpha_2 \text{LnGDPpt} + \alpha_3 \text{STRI_IDNt} + \alpha_4 \text{LnDistp} + \alpha_5 \text{SoC_IDNt} + \alpha_6 \text{IJEPA} + \alpha_7 \text{JAPANp} + \alpha_8 \text{EPAt} + \epsilon_{ipt}$$

where the description of each research variable is described in Table 1.

The IJEPA agreement establishes two different categories that are subject to varying treatments. Countries that receive advantages from IJEPA intervention are referred to as treatment groups, while countries that do not get IJEPA intervention are referred to as control groups. The most suitable approach to analyzing the impact of the Indonesia-Japan Economic Partnership Agreement (IJEPA) on Indonesia's service sector is the Difference in Difference (DID) method, given the availability of pre- and²⁵ post-IJEPA data. The DID method is often used for an analysis of the impact of a particular policy or treatment. The difference-in-differences (DID) method quantifies the disparity in the changes in the dependent variable's value between the treatment group and the control group over a specific time frame. Therefore, it is possible to determine the impact of a treatment on an analyzed dependent variable. Gertler et al. (2011) asserts²⁶ that the Difference-in-Differences (DiD) method is a highly effective approach for evaluating impacts,²⁷ since it has the capacity to²⁸ control for the effects of unobservable factors that remain constant over time by incorporating pre- and post-treatment periods [16].

The study compares the treatment group, which comprises Japan as a partner country in the IJEPA agreement, with the control group, which consists of other partner countries of Indonesia except Japan. The JAPAN dummy variable is used as a dummy indicator for partner countries, with a value of 1 given to Japan and a value of 0 given to countries other than Japan. The control group consists of 24 Indonesian partner countries that exhibit strong export values. These countries are Australia, Canada, Denmark, France, Germany, Ireland, Italy, Korea, the Netherlands, Spain, Switzerland, the United Kingdom, the United States, Brazil, China (People's Republic of), Hong Kong, India, Malaysia, the Philippines, Saudi Arabia, Singapore, Thailand, the United Arab Emirates,

and Viet Nam. Regarding the temporal framework, the interval spanning from 2005 to 2007 is designated as the period preceding the implementation of the IJEPA provides a value of 0, while the period from 2008 to 2021 is defined as the period after the entry of IJEPA ²⁹ is provides a value of 1. The interaction between the IJEPA and JAPAN variables is formed into an interaction variable that will show the impact of IJEPA on trade in services ³⁰ sector in Indonesia, where this variable is the variable of interest in the study. The main hypothesis of this research is that the Indonesia-Japan Economic Partnership Agreement (IJEPA) will have a positive impact on the trade value within the services sector in Indonesia.

RESULT AND DISCUSSION

Trade in Services between Indonesia and Japan

In the year 2021, the proportion of Indonesia's service sector exports to Japan constituted 7.12 percent of Indonesia's overall service sector exports to the global market. In comparison to Indonesia's overall service sector imports from around the world, the proportion of service sector imports from Japan accounted for 8.04 percent. The bilateral trade relationship between Indonesia and Japan shows annual fluctuations. As illustrated in Figure 3, the graph illustrates the fluctuations in the value of exports and imports within the Indonesian service sector. Specifically, it shows the growth of exports and imports between Japan and the rest of the world from 2005 to 2021.

The adoption of the IJEPA agreement in 2008 did not consistently result in an upward trend in Indonesia's service sector exports and imports, as depicted in Figure 3. Moreover, it is noteworthy to mention that in the year 2020, there was a discernible decrease observed in the rates of export and import expansion, both inside the country of Japan and on a global level. The decrease in economic activity can be attributed to the COVID-19 epidemic, which has led to a reduction in both international and domestic demand. Moreover, many countries have implemented lockdown measures as a means to mitigate the transmission of COVID-19, resulting in disruptions to the global industrial chain, substantial declines in demand, decreased investment, and impediments to export-import trade.

The categorization of service sectors in this study is derived from the Extended Balance of Payments Services (EBOPS) 2010 (BPM6) classification. According to the OECD-WTO Balanced Trade in Services (BaTIS) data for the year 2019, it was seen that Indonesia primarily exported three service sectors to Japan. These sectors were Construction, Travel, and Other business services. In aggregate, these three sectors constituted 89.02 percent of Indonesia's total exports to Japan (Figure 4).

Moreover, during the same year, Indonesia's most significant service sector imports from Japan consisted of the Construction, Charges for the use of intellectual property n.i.e., and Transport sectors. These three sectors collectively accounted for 68.75 percent of Indonesia's service sector imports from Japan, as illustrated in Figure 4. The construction sector holds the distinction of being the primary service sector in terms of both export and import value in the bilateral trade relationship between Indonesia and Japan.

This is mostly due to the significant number of infrastructure projects and construction-related works undertaken by both countries.

Figure 3. Trade Value and Trade Percentage of Indonesia's Service Sector with Japan and the World

Source: OECD Statistics (2023), processed by the author

Figure 4. Top 3 Indonesia-Japan Services Sector Export and Import in 2019

Source: OECD Statistics (2023) processed by the author

Estimation Result

The estimation results for each equation are obtained based on the regression performed on the export equation and import equation. Table 2 presents the estimation results for the export value of trade in services using Specification 1 (Spec 1) with the following analytical function:

$$\text{Exportsipt} = f(\text{GDP_IDNt}, \text{GDPpt}, \text{STRlipt}, \text{Distp}, \text{IJEPAAt}, \text{JAPANp}, \text{EPApt})$$

In Spec 1, a regression analysis was performed using four experiments: (1) Fixed Effect with dummy characteristic control of Partner Countries (i.Partner), (2) Fixed Effect with dummy characteristic control of Sectors (i.Sectors), (3) Fixed Effects, and (4) Random Effects. The results indicate that among the four experiments conducted in Spec 1 to analyze service sector exports, it may be argued that, statistically, the EPA variable shows a relatively less effective ability to explain its correlation with the Exports variable when used as the dependent variable. This implies that the presence of the IJEPA agreement does not have an obvious impact on Indonesia's service sector exports.

Table 2. Estimation Results of Export Value with Specifications 1

Spec 1

i. Partner

i. Sectors

FE

RE

Ln_Exports

Ln_Exports

Ln_Exports

Ln_Exports

ln_GDP_IDN

0.180*

0.169***

0.180***

0.181***

(0.108)

(0.0545)

(0.0307)

(0.0303)

ln_GDP

0.520***

0.540***

0.520***

0.517***

(0.114)

(0.0132)

(0.0325)

(0.0307)

STR

-1,276***

-0.119**

-0.654

-0.790***

(0.0777)

(0.0496)

(0.794)

(0.238)

ln_Distance

0.714

-0.797***

-

-0.846***

(0.453)

(0.0192)

-

(0.117)

JAPAN

-0.122

0.281*

-

0.195

(0.326)

(0.152)

-

(0.456)

IJEPA

0.00918

0.01000

0.00945

0.00935

(0.0996)

(0.0590)

(0.0283)

(0.0283)

EPA

-0.0412

-0.0380

-0.0431

-0.0435

(0.281)

(0.165)

(0.0798)

(0.0797)

_cons

-12.51***

-1,981***

-6,928***

0.564

-3,408

(0.713)

(0.546)

-1,087

N

5100

5100

5100

5100

R 2

0.251

0.736

0.202

0.202

Prob>F

0.000

0.000

0.000

Standard errors in brackets

* p<.1, ** p<.05, *** p<.01

Source: Output Stata, 2023 (processed by the author)

Based on the results of the estimation, it can be concluded that several variables, including GDP_IDN, GDP, STRI, and Distance, have a considerable impact on Indonesia's service sector exports. The service sector exports of Indonesia have a positive impact on both the GDP of Indonesia and the GDP of partner countries. This implies that a rise in the value of Indonesia's GDP and the GDP of partner countries would result in an increase³¹ in the value of Indonesia's service sector exports. In addition, it can be observed that the STRI variable has a negative impact³² on the exports of Indonesia's services sector. The Service Trade Restrictiveness Index (STRI) provides a measure of the obstacles encountered in the service sector. A higher STRI value indicates a greater level of restriction within the sector, resulting in a decrease in the export value of Indonesia's service industry. The JAPAN and IJEPA dummy variables indicate a positive but statistically insignificant impact on the value of Indonesia's service sector exports.

Furthermore, the estimation results for the import value of trade in services are presented in Table 3. The analysis uses Specification 1 (Spec 1) and utilizes the following functions:

$$\text{Importsipt} = f(\text{GDP_IDNt}, \text{GDPpt}, \text{STRI_IDNipt}, \text{Distp}, \text{IJEPA}, \text{JAPANp}, \text{EPApt})$$

In Spec 1 for imports, a regression analysis was also performed using four experiments: (1) Fixed Effect with dummy characteristic control of Partner Countries (i.Partner), (2) Fixed Effect with dummy characteristic control of Sectors (i.Sectors), (3) Fixed Effects, and (4) Random Effects. The results indicate that among the four experiments conducted in Spec 1 to analyze service sector imports, the EPA variable shows a positive but insignificant result for the imports as a dependent variable. This implies that the presence of the IJEPA agreement does not have an obvious impact on Indonesia's service sector imports.

Table 3. Estimation Result of Import Value with Specifications 1

Spec 1

i. Partner

i. Sectors

FE

RE

Ln_Imports

Ln_Imports

Ln_Imports

Ln_Imports

ln_GDP_IDN

0.180

0.0973

0.230***

0.210***

(0.117)

(0.0695)

(0.0291)

(0.0287)

ln_GDP

0.358***

0.624***

0.362***

0.383***

(0.123)

(0.0157)

(0.0299)

(0.0287)

STRI_IDN

0.0328

1.475***

1,444***

1.193***

(0.0933)

(0.523)

(0.188)

(0.171)

ln_Distance

1,859***

-0.674***

-

-0.472***

(0.487)

(0.0234)

-

(0.127)

JAPAN

0.253

0.0282

-

0.526

(0.352)

(0.186)

-

(0.503)

IJEPA

0.0307

0.00513

0.00163

0.00713

(0.107)

(0.0731)

(0.0263)

(0.0263)

EPA

0.0624

0.152

0.0639

0.0708

(0.303)

(0.202)

(0.0734)

(0.0735)

_cons

-20.43***

-2,858**

-6,104***

-1,883

-3,669

-1,163

(0.415)

-1,150

N

5100

5100

5100

5100

R 2

0.2477

0.6574

0.1775

0.1772

Prob>F

0.000

0.000

0.000

Standard errors in brackets

* $p < .1$, ** $p < .05$, *** $p < .01$

Source: Output Stata, 2023 (processed by the author)

Based on the results of the estimation analysis, it can be concluded that several factors, including GDP_IDN, GDP, STRI_IDN, and Distance, have a statistically significant impact on the service sector imports of Indonesia. The service sector imports of Indonesia are positively impacted by the GDP of Indonesia and its partner countries. This implies that higher values of Indonesia's GDP and its partner countries' GDP would result in an increase in³³ the value of Indonesia's service sector imports. In addition, it can be observed that the STRI_IDN variable has a positive impact on the imports of the services sector in Indonesia. STRI_IDN describes the value of barriers in the Indonesian service sector. The empirical results indicate that restrictions existing in the Indonesian service sector have a positive effect on the value of imports from this sector. Additionally, the presence of the JAPAN and IJEPA dummy variables shows positive but statistically insignificant results when analyzing their impact on Indonesia's service sector imports.

The IJEPA agreement has contributed to a commitment in³⁴ service trade between Indonesia and Japan, as stated in the Schedule of Commitment (SoC) document. In this study, SoC is compiled into an index in order to³⁵ assess the level of openness within the service sector. The IJEPA agreement includes the SoC index for both Japan and Indonesia. The estimation of SoC for Indonesia's service sector exports is not included in this study due to the lack of available SoC data for the other 24 countries. The estimation of the SOC_IDN variable will

be conducted using Indonesia's SoC index data. Specifically, we use Specification 2 (Spec 2) and estimate the variable based on the value of Indonesia's service sector imports using the following function:

$$\text{Importsipt} = f(\text{GDP_IDNt}, \text{GDPpt}, \text{STRI_IDNipt}, \text{Distp}, \text{SoC_IDNt})$$

In Spec 2, the estimation of the SoC_IDN is conducted without considering the addition of the dummy variables IJEPA, JAPAN, and EPA. This study aims to analyze the impact of the SoC on the import value of Indonesia's service sector while excluding the addition of a dummy variable that represents the presence of the IJEPA. Furthermore, [in relation to](#)³⁶ Specification 3 (Spec 3), the combination of the independent variables found in Spec 1 and Spec 2 will result in the following function for Spec 3:

$$\text{Importsipt} = f(\text{GDP_IDNt}, \text{GDPpt}, \text{STRI_IDNipt}, \text{Distp}, \text{SoC_IDNt}, \text{IJEPA}, \text{JAPANp}, \text{EPApt})$$

In Spec 2 and Spec 3 for imports, a regression analysis was also performed using four experiments: (1) Fixed Effect with dummy characteristic control of Partner Countries (i.Partner), (2) Fixed Effect with dummy characteristic control of Sectors (i.Sectors), (3) Fixed Effects, and (4) Random Effects. Table 4 illustrates the results obtained from the estimation of the import value related to Indonesia's service sector using Spec 2 and Spec 3. The results show that of the four experiments in Spec 2 and Spec 3 for service sector imports, the SoC_IDN variable shows negative and significant results when estimated using the Partner Country dummy characteristic control. It can be argued that there is a negative correlation between the degree of openness in the service sector,

as indicated by Indonesia's SoC Index, and the value of imports in Indonesia's service sector.

Table 4. Estimation Result of Import Value with Specification 2 and Specification 3

Ln_Imports

Spec 2

Spec 3

i. Partner

i. Sectors

FE

RE

i. Partner

i. Sectors

FE

RE

ln_GDP_IDN

0.203**

0.101***

0.231***

0.216***

0.176

0.0970

0.230***

0.210***

(0.0805)

(0.0388)

(0.0200)

(0.0195)

(0.117)

(0.0695)

(0.0291)

(0.0287)

ln_GDP

0.355***

0.629***

0.361***

0.383***

0.357***

0.624***

0.362***

0.382***

(0.122)

(0.0150)

(0.0297)

(0.0284)

(0.123)

(0.0157)

(0.0299)

(0.0287)

STRI_IDN

-0.0815

1.474***

1,440***

1.184***

-0.0819

1.469***

1.438***

1.186***

(0.106)

(0.517)

(0.186)

(0.171)

(0.106)

(0.523)

(0.188)

(0.173)

ln_Distance

1,869***

-0.678***

-

-0.476***

1,860***

-0.674***

-

-0.472***

(0.484)

(0.0229)

-

(0.126)

(0.487)

(0.0234)

-

(0.127)

SoC_IDN

-0.269**

-0.708*

-0.420

-0.202

-0.269**

-0.439

-0.394

-0.0857

(0.117)

(0.362)

(0.302)

(0.253)

(0.118)

(0.434)

(0.365)

(0.287)

JAPAN

0.254

0.0282

-

0.526

(0.352)

(0.186)

-

(0.504)

IJEPA

0.0331

0.00526

0.00174

0.00727

(0.107)

(0.0731)

(0.0263)

(0.0263)

EPA

0.0259

0.0923

0.0104

0.0591

(0.303)

(0.211)

(0.0886)

(0.0832)

_cons

-20.64***

-2,918***

-5,998***

-1,846*

-20.25***

-2,846**

-5,988***

-1,851

-3,478

(0.848)

(0.329)

-1,121

-3,669

-1,163

(0.429)

-1,156

N

5100

5100

5100

5100

5100

5100

5100

5100

R 2

0.2485

0.6573

0.1777

0.1772

0.2485

0.6574

0.1777

0.1772

Prob>F

0.000

0.000

0.000

0.000

0.000

0.000

Standard errors in brackets

* p<.1, ** p<.05, *** p<.01

Source: Output Stata, 2023 (processed by the author)

Based on the estimation results in Specifications 2 and 3, it is obvious that more variables, including GDP_IDN, GDP, STRI_IDN, and Distance, have a significant impact on the imports of Indonesian services. The service sector imports of Indonesia are positively influenced by both the GDP of Indonesia and the GDP of partner countries. This implies that if the values of Indonesia's GDP and partner countries' GDP increase, the value of Indonesia's service sector imports will also improve. Furthermore, it can be shown that the STRI_IDN variable has a positive impact on the import's³⁷ services sector in Indonesia. STRI_IDN describes the value of barriers in the Indonesian services sector. The estimation results indicate that the barriers to entry in the Indonesian service sector have a positive effect on the value of imports from that sector. In addition, in the context of Spec 3, the dummy variables JAPAN, dummy IJEPA, and EPA show a positive but insignificant result in explaining their impact on imports for the Indonesian service sector. Consequently, it can be inferred that the presence of the IJEPA agreement has no impact on the value of imports for the Indonesian service sector.

Analysis of Result

EPA Variable

The variable used in the analysis is the EPA interaction variable, which is derived from the combination of the IJEPA dummy variable (representing the period before and after the IJEPA agreement) and the JAPAN dummy variable (representing Japan and non-Japan countries). The EPA variable refers to the implementation of the IJEPA. Based on the results of the estimation, it can be

said that the IJEPA agreement doesn't explain much about the relationship between the EPA variable and the export and import values of the Indonesian service sector. The results of the export study indicate a negative relationship with the EPA variable, whereas the import analysis reveals a positive relationship. On analyzing the development of Indonesia's service sector exports to Japan during the intended period, it becomes obvious that a consistently positive ability was not observed following the adoption of the IJEPA. Similarly, the structure of imports in Indonesia's service sector indicated fluctuations over the duration of³⁸ the research. Nevertheless, there is a significant difference between the trends of Indonesia's service sector imports and exports. Following the implementation of the IJEPA, it can be observed that the average value of imports presented a more significant positive trend compared to the period prior to³⁹ the implementation of the IJEPA. However, the average value of exports had a smaller growth trend following the implementation of the IJEPA, as illustrated in Figure 3.

The limited participation of Indonesian service providers in the global competition can be attributed to their inability to take advantage of Japan's market access, despite the existing possibility of piercing the Japanese market. Furthermore, a significant problem encountered by the services sector pertains to the insufficient number of human resources who possess the necessary certifications and comply with international quality standards. Despite the unrestricted access to the service market, the insufficiency of human resource capability presents a significant challenge to the facilitation of service trade activities.

The results of this study do not align with the initial hypothesis, which posits that the presence of the IJEPA agreement can impact the exports and imports in the service sector of Indonesia. Based on the results, it can be asserted that both Indonesia and Japan have not effectively capitalized on the preferential trade opportunities in the services sector provided by the IJEPA agreement. The results about the impact of the IJEPA correlate with previous research analyses by Harahap & Esther (2015) and also⁴⁰ Jesica & Kurnia (2019) [17], [18]. These studies indicate that IJEPA is not having a significant impact on the overall exports and imports between Indonesia and Japan, both in the short and long run. Furthermore, Ardiyanti (2015) conducted studies that indicate that there is no significant impact of the IJEPA on the improvement of Indonesia's non-oil and gas imports from Japan [19].

GDP and GDP_IDN Variables

Gross Domestic Product (GDP) serves as an indicator for explaining the economic condition of a country [20]. It can be argued that the growth of Indonesia's GDP and GDP_IDN is likely to have a favorable influence and correlation with the country's service sector trade. As a country's economy becomes more developed, there is a corresponding growth in the volume of trade within the service sector. The estimation results for exports and imports indicate that the independent variables GDP and GDP_IDN show positive and statistically significant effects. The findings presented here align with the research undertaken by Ciuriak et al. (2020) and Kimura & Lee (2006) [15], [21].

The economic growth of a country can be driven by international trade. By facilitating international market access, a country can enhance its prospects

for exporting its goods and services to diverse worldwide markets. If a country is successful in enhancing its export volume and diminishing its reliance on imports, it will possess the ability to enhance its pace of economic growth. Nevertheless, it is important to note that an increase in the economic value of service imports to Indonesia does not necessarily indicate a negative outcome. The entry of foreign service providers into Indonesia has the potential to enhance the quality of services available in the country, hence potentially strengthening the manufacturing sector's performance and stimulating economic growth in Indonesia. The impact of this trend is expected to extend throughout many industries, given the important function of the services sector in promoting growth and development in other areas.

STRI and STRI_IDN Variables

The regression results reveal that the variables STRI and STRI_IDN show statistically significant correlations with the exports and imports of Indonesia's service sector. Based on the analysis of the export estimation results, it is obvious that the STRI exhibits an inverse correlation with the value of service exports. This implies that an increase in the STRI corresponds to an increase in barriers encountered by the service sector in the destination nation, thereby leading to a decline in Indonesia's service sector exports to that country. The results indicate that there is a positive correlation between STRI_IDN and the imports of the service sector in Indonesia. Specifically, it suggests that as the level of service barriers increases in Indonesia, the value of imports in the service sector also tends to increase. The observed inverse correlation between STRI and trade indicators aligns with the findings of previous studies done by Ciuriak et al. (2020) and Su et al. (2020) [21], [22].

This study analyzes the STRI Index value of each partner country (a total of 25 partner countries) for every service sector. The STRI_IDN Index value represents Indonesia's STRI Index value for each service sector, which remains consistent across partner countries. In order to⁴¹ enhance the service sector, collaborative efforts between the government and business entities can be undertaken to identify and address regulatory barriers in Indonesia that impede the sector's growth while maintaining national priorities. Furthermore, it is imperative to pursue the synchronization of local and central government rules in order to⁴² maintain a favorable economic environment in Indonesia. The relaxation of limitations on prioritized services by the government might be considered a potential strategy to encourage the growth and development of Indonesia's service sector.

Distance Variable

The variable "distance" serves as a measure of the trade distance between Indonesia and its partner countries. In this study, trade costs are quantified using kilometers as the unit of measurement for distance. The empirical findings pertaining to⁴³ the distance variable show statistically significant negative impacts on both exports and imports within the service sector of Indonesia. Based on the estimation results, it can be inferred that there exists a negative correlation between the distance between Indonesia and its partner countries and the corresponding values of exports and imports with these countries. However, the location between Indonesia and a partner country is correlated with the level of service sector trade between the two nations,

primarily attributable to reduced trade expenses. The results align with the studies undertaken by Ciuriak et al. (2020) and Kimura & Lee (2006) [15], [21].

SoC_IDN Variable

This article presents an analysis of the SoC_IDN, which is derived from Indonesia's service sector commitments as outlined in the IJEPA and GATS agreements. SoCs describe the commitment to the service sector as outlined in the agreement documents. Moreover, within the context of this research, the level of commitment is aggregated and represented as an index. The findings of the estimation indicate a statistically significant negative relationship between the SoC_IDN variable and Indonesia's service sector imports. This implies that Indonesia's strong commitment to the IJEPA agreement has the potential to contribute to a decrease in the value of its service sector imports.

The SoC_IDN value in IJEPA only applies to Japan after the coming into force of the IJEPA agreement. The SoC_IDN value for partner nations other than Japan refers to Indonesia's Schedule of Commitments (SoC) under the General Agreement on Trade in Services (GATS), which was established before the Indonesia-Japan Economic Partnership Agreement (IJEPA). The negative correlation observed between the SoC_IDN and the value of service sector⁴⁴ imports can be attributed to the prevailing conditions within specific sectors in Japan, resulting in a decline in the value of service sector⁴⁵ imports.

Furthermore, the emergence of foreign service providers in Indonesia can also be attributed to their entry via domestic regulatory schemes rather than through treaty arrangements. One such scheme is the regulation of the

Investment Negative List for the service sector, which exhibits a higher level of liberalization compared to the commitments outlined in the treaty.

CONCLUSION

The regression analysis provided estimation results for the service exports and imports of Indonesia. The EPA variable is an interaction variable between JAPAN and IJEPA which is the variable of interest in this study. Since the EPA variable has an insignificant result, it can be assumed that the presence of the IJEPA does not have significant effects on its relationship with the export value and import value of the Indonesian services sector. Based on the results, it can be inferred that both Indonesia and Japan have not effectively taken advantage of the preferential terms of the IJEPA in areas of trade under the service sector. Based on the analysis of the estimation results, it can be inferred that the EPA variable does not align with the initial hypothesis, which posits that the presence of the IJEPA agreement positively affects the export value and import value of the Indonesian service sector. Enhanced collaboration between the governmental authorities and domestic service sector enterprises is necessary for optimizing the implementation of the IJEPA agreement. This can be achieved by providing guidance and support, thereby augmenting the competitiveness of these enterprises and facilitating their entry into the Japanese market. It is imperative for Indonesia to undertake⁴⁶ a comprehensive assessment of the trade prospects between Indonesia and Japan, with particular emphasis on the use of the IJEPA scheme, particularly in the area of service trade. At this point, the Indonesian government is actively endeavoring to enhance its service exports by deploying a proficient workforce to Japan. The

expectation is that this collaboration can have a favorable impact on the growth of service exports and the enhancement of workforce capacity in Indonesia. In the future⁴⁷ research, regard to Indonesia's existing bilateral trade agreement, it is important to assess the implementation of the current Comprehensive Economic Partnership Agreement (CEPA) by looking at prospective sectors for development. The purpose of the evaluation is to enhance the efficiency of CEPA utilization in promoting the performance of service sector trade and encouraging economic growth in Indonesia.

REFERENCES

- [1] I. Hikari, "Trade in Services and Japan's Bilateral FTAs: Empirics on their impacts Trade in Services and Japan's Bilateral FTAs: Empirics on their impacts *," RIETI Discussion Paper Series, pp. 15–27, 2015, [Online]. Available: <http://www.rieti.go.jp/en/>
- [2] M. Martoyo, H. Alunaza, A. Ernianda, A. Putri, and M. A. L. Mosquera Montoya, "Implication of the Covid-19 Pandemic on the Governance of International Trade in the West Kalimantan's Entikong Border," *Jurnal Manajemen Industri dan Logistik*, vol. 6, no. 1, pp. 01–09, Jun. 2022, doi: [10.30988/jmil.v6i1.940](https://doi.org/10.30988/jmil.v6i1.940).⁴⁸
- [3] G. P. Corning, "Japan and the Liberalization of Trade in Services," *Asian Surv*, vol. 56, pp. 779–805, 2016, doi: 10.2307/26364385.
- [4] K. Briggs and K. M. Sheehan, "Service Trade Liberalization and Economic Growth," *The Journal of Developing Areas*, vol. 53, no. 4, 2019.
- [5] M. Roy, "Elevating services: Services trade policy, WTO commitments, and their role in economic development and trade integration," *World Trade*

Organization, 2019, doi: 10.30875/9ac21df6-en.

[6] Organization of Economic Co-operation and Development (OECD), "OECD Services Trade Restrictiveness Index (STRI) - Indonesia," 2023. [Online].

Available: <http://oe.cd/stristri.contact@oecd.org>

[7] F. T. Budiarti and F. F. Hastiadi, "Analisis Dampak Indonesia Japan Economic Partnership Agreement terhadap Price-Cost Margins Industri Manufaktur Indonesia," *Jurnal Ekonomi dan Pembangunan Indonesia*, vol. 15, no. 2, pp. 192–209, 2015.

[8] H. Gumilang, K. Mukhopadhyay, and P. J. Thomassin, "Economic and environmental impacts of trade liberalization: The case of Indonesia," *Econ Model*, vol. 28, no. 3, pp. 1030–1041, May 2011, doi: 10.1016/j.econmod.2010.11.015.

[9] M. Z. Chishti and F. Mehmood, "The Dynamic Effects of Innovation, FDI, & Trade Liberalization on Services Sector: An Evidence from Developed and Developing Economies," *Jinnah Business Review*, vol. 8, no. 2, pp. 116–132, 2020, [Online]. Available: <http://www.jbrc.pk>

[10] C. Findlay and M. Pangestu, "The Services Sector as a Driver of Change: Indonesia's Experience in the ASEAN Context," *Bull Indones Econ Stud*, vol. 52, no. 1, pp. 27–53, Jan. 2016, doi: 10.1080/00074918.2016.1161499.

[11] E. A. Ningsih, T. A. Falianty, and F. T. Budiarti, "Pemanfaatan Kerja Sama Indonesia-Jepang Economic Partnership Agreement (IJEPA) dan Indonesia-Pakistan Preferential Trade Agreement (IPPTA)," *Buletin Ilmiah Litbang Perdagangan*, vol. 12, no. 2, 2018.

[12] L. C. S. Gocklas and S. Sulasmiyati, "Analisis Pengaruh Indonesia-Japan Economic Partnership Agreement (IJEPA) Terhadap Nilai Perdagangan Indonesia-Jepang," *Jurnal Administrasi Bisnis (JAB)*[Vol, vol. 50, no. 5, 2017.

- [13] World Trade Organization (WTO), "General Agreement on Trade in Services Text Annex 1B," WTO Secretariat, 1991.
- [14] H. Ishido, "Liberalization of Trade in Services under ASEAN+n: A Mapping Exercise," ERIA Discussion Paper Series, 2011.
- [15] F. Kimura and H. H. Lee, "The gravity equation in international trade in services," *Review of World Economics*, vol. 142, no. 1, pp. 92–121, Apr. 2006, doi: 10.1007/s10290-006-0058-8.
- [16] Paul. J. Gertler, M. Sebastian, P. Premand, L. B. Rawlings, and C. M. J. Vermeersch, "Impact Evaluation in Practice Second Edition," The World Bank, 2011.
- [17] I. K. Harahap and A. M. Esther, "Dampak Penerapan Indonesia-Japan Economic Partnership Agreement terhadap Ekspor Indonesia ke Jepang," Seminar Nasional Cendekiawan, 2015.
- [18] Jesica and A. S. Kurnia, "Dampak Penerapan Indonesia-Japan Economic Partnership Agreement (IJEPA) terhadap Nilai Ekspor dan Impor Indonesia," *Jurnal Dinamika Ekonomi Pembangunan*, vol. 2, no. 3, 2019, [Online]. Available: https://ejournal.undip.ac.id/index.php/dinamika_pembangunan/index
- [19] S. T. Ardiyanti, "The Impact of Indonesia-Japan Economic Partnership Agreement (IJEPA) on Bilateral Trade Performance," *Buletin Ilmiah Perdagangan*, vol. 9, no. 2, 2015.
- [20] S. Soeharjoto, N. I. Salma, D. A. Tribudhi, and L. Masyhudi, "Economic Growth And Carbon Emissions In Asean-6 To Achieve Sustainable Development Goals Through Kuznet Curve Environmental Analysis Approach," *Jurnal Manajemen Industri dan Logistik*, vol. 6, no. 1, pp. 10–20, May 2022, doi: 10.30988/jmil.v6i1.972.
- [21] D. Ciuriak, A. Dadkhah, and D. Lysenko, "The effect of binding commitments on services trade," *World Trade Review*, vol. 19, no. 3, pp. 365–

378, Jul. 2020, doi: 10.1017/S1474745618000496.

[22] X. Su, S. Anwar, Y. Zhou, and X. Tang, "Services trade restrictiveness and manufacturing export sophistication," North American Journal of Economics and Finance, vol. 51, Jan. 2020, doi: 10.1016/j.najef.2019.101058.

BIOGRAPHIES OF AUTHORS

Author 1

Evanti Andriani Syahputri holds a Masters in Economic Science from the University of Indonesia in 2023. She also received her Bachelor of Economics degree from Bogor Agricultural University in 2013. She is currently a trade Analyst at the Ministry of Trade, where she prepares the policy⁴⁹ formulation and coordinates policy implementation in the sector of service trade negotiations. Furthermore, she also contributes to the preparation of materials for the development of service trade fact sheets with partner countries, as well as the formulation of bargaining positions in service trade discussions.

She can be contacted at email: evanti.andrianis@gmail.com.

Author 2

I Made Krisna Yudhana Wisnu Gupta received his PhD in Economics from Crawford School for Public Policy, The Australian National University. His

research focuses on trade and industrial policy, particularly in Indonesia. He teaches at Politeknik APP Jakarta and Universitas Indonesia, and also⁵⁰ a senior fellow at Center⁵¹ for Indonesian Policy Studies.

He can be contacted at email: krisna.gupta@poltekapp.ac.id.

1.	category :	Improper formatting	Correctness
2.	open-access → open-access	Misspelled words	Correctness
3.	a discussion	Determiner use (a/an/the/this, etc.)	Correctness
4.	has	Incorrect verb forms	Correctness
5.	since → in	Wrong or missing prepositions	Correctness
6.	upon by	Wrong or missing prepositions	Correctness
7.	with respect to → concerning, for, to	Wordy sentences	Clarity
8.	developments → development	Incorrect noun number	Correctness
9.	In relation to → About, To, With, Concerning	Wordy sentences	Clarity
10.	are:	Misuse of semicolons, quotation marks, etc.	Correctness
11.	the Services	Determiner use (a/an/the/this, etc.)	Correctness
12.	industries,	Punctuation in compound/complex sentences	Correctness
13.	three primary factors contribute	Wordy sentences	Clarity
14.	in relation to → about, to, with, concerning	Wordy sentences	Clarity
15.	pertaining to → about, of, on	Wordy sentences	Clarity
16.	in relation to → about, to, with, concerning	Wordy sentences	Clarity
17.	In order to → To	Wordy sentences	Clarity
18.	in relation to → about, to, with, concerning	Wordy sentences	Clarity

19.	the presence	Determiner use (a/an/the/this, etc.)	Correctness
20.	Import → Import	Misspelled words	Correctness
21.	EPApt → EPA	Misspelled words	Correctness
22.	ipt → it	Misspelled words	Correctness
23.	cross section → cross-section	Misspelled words	Correctness
24.	the BaTIS	Determiner use (a/an/the/this, etc.)	Correctness
25.	pre and → pre-and	Confused words	Correctness
26.	asserts → assert	Faulty subject-verb agreement	Correctness
27.	impacts,	Punctuation in compound/complex sentences	Correctness
28.	has the capacity to → can	Wordy sentences	Clarity
29.	is	Incorrect verb forms	Correctness
30.	the services	Determiner use (a/an/the/this, etc.)	Correctness
31.	increase	Wordy sentences	Clarity
32.	has a negative impact on → hurts, harms	Wordy sentences	Clarity
33.	increase	Wordy sentences	Clarity
34.	in → to	Wrong or missing prepositions	Correctness
35.	in order to → to	Wordy sentences	Clarity
36.	in relation to → about, to, with, concerning	Wordy sentences	Clarity
37.	import's → import	Incorrect noun number	Correctness

38.	over the duration of → throughout, for	Wordy sentences	Clarity
39.	prior to → before	Wordy sentences	Clarity
40.	also	Misuse of modifiers	Correctness
41.	In order to → To	Wordy sentences	Clarity
42.	in order to → to	Wordy sentences	Clarity
43.	pertaining to → about, of, on	Wordy sentences	Clarity
44.	service sector → service-sector	Misspelled words	Correctness
45.	service sector → service-sector	Misspelled words	Correctness
46.	Indonesia must undertake	Wordy sentences	Clarity
47.	the future	Determiner use (a/an/the/this, etc.)	Correctness
48.	jmit → jail	Misspelled words	Correctness
49.	the policy	Determiner use (a/an/the/this, etc.)	Correctness
50.	is also	Incorrect verb forms	Correctness
51.	the Center	Determiner use (a/an/the/this, etc.)	Correctness